

Primed MDF* Mouldings

Architrave



CHAMFERED & ROUNDED 15 x 44mm
PENCIL ROUNDED 15 x 44mm
PENCIL ROUNDED 18 x 69mm
OGEE 18 x 69mm
TORUS 18 x 69mm
OVOLO 18 x 69mm
CHAMFERED & ROUNDED 18 x 69mm
GROOVED 18 x 69mm

Skirting



CHAMFERED & ROUNDED / PENCIL ROUNDED 15 x 94mm
PENCIL ROUNDED 18 x 144mm
TORUS / OGEE 18 x 119mm, 18 x 144mm, 18 x 169mm
CHAMFERED & ROUNDED / OVOLO 18 x 144mm
GROOVED 18 x 144mm

Window Board

25 x 169mm
 25 x 219mm
 25 x 244mm
 25 x 294mm



* All MDF product dimensions are finished size.

Solid Pine Architrave



CHAMFERED & ROUNDED
 FINISHED 14.5mm x 44mm
 NOMINAL 19mm x 50mm
 14.5mm x 57mm 19mm x 63mm
 14.5mm x 69mm 19mm x 75mm

CONTEMPORARY
 FINISHED 20.5mm x 69mm
 NOMINAL 25mm x 75mm



OVOLO
 FINISHED 20.5mm x 57mm
 NOMINAL 25mm x 63mm
 20.5mm x 69mm 25mm x 75mm

TORUS
 FINISHED 20.5mm x 69mm
 NOMINAL 25mm x 75mm



OGEE
 FINISHED 20.5mm x 44mm
 NOMINAL 25mm x 50mm
 20.5mm x 57mm 25mm x 63mm
 20.5mm x 69mm 25mm x 75mm

PENCIL ROUNDED
 FINISHED 14.5mm x 44mm
 NOMINAL 19mm x 50mm
 14.5mm x 69mm 19mm x 75mm

Solid Pine Skirting



CHAMFERED/PENCIL ROUNDED
 FINISHED 14.5mm x 69mm
 NOMINAL 19mm x 75mm
 14.5mm x 95mm 19mm x 100mm
 14.5mm x 144mm 19mm x 150mm



TORUS/OGEE
 FINISHED 20.5mm x 95mm
 NOMINAL 25mm x 100mm
 20.5mm x 120mm 25mm x 125mm
 20.5mm x 144mm 25mm x 150mm
 20.5mm x 169mm 25mm x 175mm
 20.5mm x 216mm 25mm x 225mm

CHAMFERED/OVOLO
 FINISHED 20.5mm x 144mm
 NOMINAL 25mm x 150mm
 20.5mm x 169mm 25mm x 175mm

Solid Softwood Flooring (Non Decorative)



OFFSET T&G
 FINISHED 19mm x 120mm
 NOMINAL 22mm x 125mm
 19mm x 144mm 22mm x 150mm
 20.5mm x 144mm 25mm x 150mm

PSE
 FINISHED 19mm x 144mm
 NOMINAL 22mm x 150mm

Natural Shrinkage


In common with most replacement flooring, please be aware that the above products will shrink laterally by 2.5 - 3% when fitted in a normally centrally heated home. This normal occurrence should be considered if the flooring isn't going to be covered but remain visible.

Solid Planed Square Edge Softwood (PSE's)



Nom size	Grade quality	Nom size	Grade quality
9mm	x 25 Premium Plus (18mm fin. size) † x 32 Premium Plus (25mm fin. size) † x 50 Premium Plus †	25mm	x 25 Premium Plus x 38 Premium x 50 Premium x 75 Premium x 100 Premium Plus x 125 Premium Plus x 150 Premium Plus x 175 Premium x 200 Premium x 225 Premium x 275 Premium (Whitewood)
12mm	x 25 Premium Plus x 38 Premium Plus x 50 Premium Plus x 75 Premium Plus x 100 Premium Plus	32mm	x 32 Premium (25mm fin. size) x 50 Premium (25mm fin. size) x 75 Premium x 100 Premium x 125 Premium x 150 Premium x 175 Premium x 200 Premium x 225 Premium x 275 Premium (Whitewood)
16mm	x 16 Premium Plus † x 25 Premium Plus † x 38 Premium Plus † x 50 Premium Plus † x 75 Premium Plus † x 100 Premium Plus †	38mm	x 38 Premium x 50 Premium x 75 Premium x 100 Premium x 125 Premium x 150 Premium x 175 Premium x 200 Premium x 225 Premium x 275 Premium (Whitewood)
19mm	x 25 Premium Plus x 38 Premium Plus † x 50 Premium Plus † x 75 Premium Plus † x 100 Premium Plus † x 125 Premium Plus † x 150 Premium Plus †	50mm	x 50 Premium x 75 Premium Plus x 100 Premium Plus x 125 Premium Plus x 150 Premium Plus x 175 Premium Plus x 200 Premium Plus x 225 Premium Plus x 275 Premium Plus (Whitewood)
22mm	x 50 Premium (Whitewood/Redwood) x 100 Premium (Whitewood) x 150 Contract (Whitewood) x 175 Premium (Whitewood)	75mm	x 75 Premium Plus x 100 Premium Plus x 125 Premium Plus x 150 Premium Plus x 175 Premium Plus x 200 Premium Plus x 225 Premium Plus
25mm	x 25 Premium Plus x 38 Premium Plus † x 50 Premium Plus † x 75 Premium Plus † x 100 Premium Plus † x 125 Premium Plus † x 150 Premium Plus †	100mm	x 100 Premium x 150 Premium

† Certain small mouldings are only available in 2.4m lengths



CROWN HANDRAIL
 FINISHED 44mm x 69mm
 NOMINAL 50mm x 75mm

MOPSTICK HANDRAIL
 FINISHED 44mm x 44mm
 NOMINAL 50mm x 50mm

Solid Pine Door Mouldings

TRENCHED AND HOUSED REVERSIBLE DOOR LINING SETS (WHITEWOOD)

6'6" X 2'6"/2'9"
 6'6" X 2'3"/2'6"

Now only available with stops



SETS WITHOUT STOPS

TRENCHED AND HOUSED

FINISHED 27mm x 108mm
 NOMINAL 32mm x 115mm
 27mm x 133mm 32mm x 138mm

SETS WITH 16MM X 38MM STOPS

TRENCHED AND HOUSED

FINISHED 27mm x 108mm
 NOMINAL 32mm x 115mm
 27mm x 133mm 32mm x 138mm



Q-LINE OVOLO STOP

FINISHED 12mm x 21mm †
 12mm x 33mm †
 12mm x 44mm †

P.S.E. LONG LININGS (WHITEWOOD)

FINISHED 27mm x 108mm
 NOMINAL 32mm x 115mm
 27mm x 133mm 32mm x 138mm

FIRECHECK P.S.E. DOORSTOP (REDWOOD/WHITEWOOD)

FINISHED 25mm x 33mm
 NOMINAL 32mm x 38mm
 25mm x 44mm 32mm x 50mm

† Certain small mouldings are only available in 2.4m lengths


Door Mouldings - General



DOOR WEATHERBAR
 FINISHED 44mm x 69mm
 NOMINAL 50mm x 75mm

CILL
 FINISHED 44mm x 144mm
 NOMINAL 50mm x 150mm

Solid Pine Window Mouldings - Sash Material



SASH STILE
 FINISHED 44mm x 44mm
 NOMINAL 50mm x 50mm

SASH BAR
 FINISHED 20.5mm x 44mm
 NOMINAL 25mm x 50mm

TOP SASH MEETING RAIL
 FINISHED 33mm x 52mm
 NOMINAL 38mm x 57mm

BOTTOM SASH MEETING RAIL
 FINISHED 33mm x 52mm
 NOMINAL 38mm x 57mm

Q-LINE STAFF BEAD
 FINISHED 14.5mm x 20.5mm
 14.5mm x 27mm

Q-LINE PARTING BEAD
 FINISHED 8mm x 20.5mm
 8mm x 27mm

BOTTOM RAIL
 FINISHED 44mm x 95mm
 NOMINAL 50mm x 100mm


Window Mouldings - Glazing Beads



Q-LINE GLAZING BEAD
 FINISHED 9mm x 9mm †
 9mm x 12mm †
 9mm x 15mm †
 12mm x 12mm †
 12mm x 15mm †

† Certain small mouldings are only available in 2.4m lengths

Window Mouldings - General



WINDOW BOARD
 FINISHED 27mm x 169mm
 NOMINAL 32mm x 175mm
 27mm x 216mm 32mm x 225mm

TRANSOM DRIP
 FINISHED 27mm x 33mm
 NOMINAL 32mm x 38mm

NOSING
 FINISHED 27mm x 44mm
 NOMINAL 32mm x 50mm
 27mm x 69mm 32mm x 75mm

Solid Pine Cladding - Matching



T.G.+V
 FINISHED 8.5mm x 93.5mm
 NOMINAL 13mm x 100mm
 12mm x 95mm 16mm x 100mm
 12mm x 120mm 16mm x 125mm
 14.5mm x 95mm 19mm x 100mm
 14.5mm x 120mm 19mm x 125mm
 20.5mm x 120mm 25mm x 125mm

BEADED T.G.+V
 FINISHED 8.5mm x 93.5mm
 NOMINAL 13mm x 100mm
 12mm x 95mm 16mm x 100mm
 12mm x 120mm 16mm x 125mm
 14.5mm x 95mm 19mm x 100mm
 14.5mm x 120mm 19mm x 125mm


Shiplap



SHIPLAP
 FINISHED 12mm x 120mm
 NOMINAL 16mm x 125mm
 14.5mm x 120mm 19mm x 125mm
 20.5mm x 144mm 25mm x 150mm

T&G SHIPLAP
 FINISHED 12mm x 118.5mm
 NOMINAL 16mm x 125mm

Loglap



LOGLAP
 FINISHED 20.5mm x 95mm
 NOMINAL 25mm x 100mm

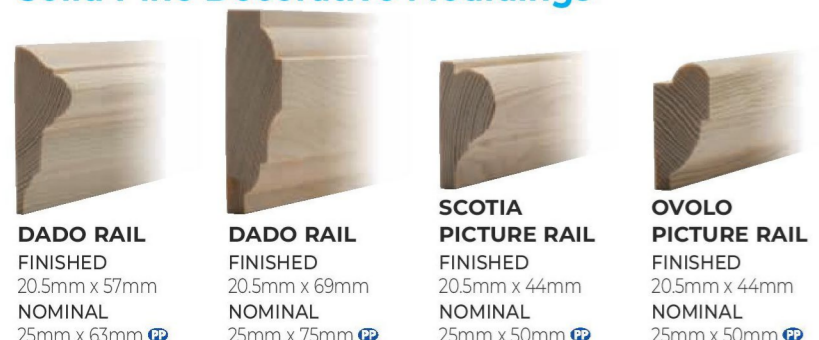
LOGLAP
 FINISHED 44mm x 144mm
 NOMINAL 50mm x 150mm

Solid Pine Stair Mouldings



WALLFIX HANDRAIL
 FINISHED 44mm x 108mm
 NOMINAL 50mm x 115mm

Solid Pine Decorative Mouldings



DADO RAIL
 FINISHED 20.5mm x 57mm
 NOMINAL 25mm x 63mm

DADO RAIL
 FINISHED 20.5mm x 69mm
 NOMINAL 25mm x 75mm

SCOTIA PICTURE RAIL
 FINISHED 20.5mm x 44mm
 NOMINAL 25mm x 50mm

OVOLO PICTURE RAIL
 FINISHED 20.5mm x 44mm
 NOMINAL 25mm x 50mm

Q-Line - Beading



OGEE PANEL MOULD
 FINISHED 8mm x 20.5mm †
 8mm x 27mm †
 12mm x 33mm †
 14.5mm x 44mm †

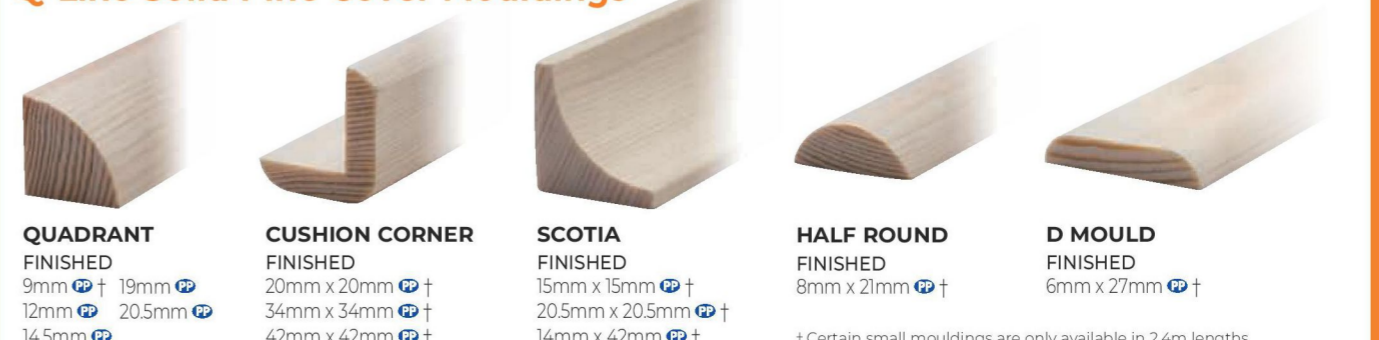
ASTRAGAL
 FINISHED 8mm x 21mm †
 12mm x 34mm †
 15mm x 34mm †
 20.5mm x 44mm †

Q-Line Solid Pine Dowels



DOWEL
 FINISHED 6mm †
 9mm †
 12mm †
 15mm †
 18mm †
 25mm †

Q-Line Solid Pine Cover Mouldings



QUADRANT
 FINISHED 9mm †
 12mm †
 14.5mm †
 19mm †
 20.5mm †

CUSHION CORNER
 FINISHED 20mm x 20mm †
 34mm x 34mm †
 42mm x 42mm †

SCOTIA
 FINISHED 15mm x 15mm †
 20.5mm x 20.5mm †
 14mm x 42mm †

HALF ROUND
 FINISHED 8mm x 21mm †

D MOULD
 FINISHED 6mm x 27mm †

† Certain small mouldings are only available in 2.4m lengths